

CALUMET W.R.P. SLUDGE LAGOON STORAGE REPORT

DATE: 9/30/11

LAGOON #	EMPTY STORAGE CAPACITY (MIL GAL)	EMPTY STORAGE DEPTH (FT)	AVERAGE STORAGE PER FOOT (MIL GAL)	PRESENT STORAGE DEPTH (FT)	USED STORAGE VOLUME (MIL GAL)	STORAGE DEPTH REMAINING (FT)	STORAGE VOLUME REMAINING (MIL GAL)	PRESENT LAGOON INPUT (DRY-TONS)
1	21.3	16.7	1.275	11.3	14.4	5.4	6.9	2,937
2	22.3	17.0	1.312	12.9	16.9	4.1	5.4	4,344
3	20.3	18.3	1.107	0.0	0.0	18.3	20.3	0
4	20.5	18.5	1.111	0.0	0.0	18.5	20.5	0
5	24.2	15.3	1.584	0.0	0.0	15.3	24.2	0
6	27.8	16.8	1.656	16.8	27.8	0.0	0.0	5,977
7	37.0	17.3	2.139	16.1	34.5	1.2	2.5	9,682
8 O/S	O/S	O/S	O/S	O/S	O/S	O/S	O/S	O/S
14	26.8	19.0	1.412	0.0	0.0	19.0	26.8	0
15	24.5	19.8	1.235	0.0	0.0	19.8	24.5	0
17	41.3	19.3	2.139	17.3	37.0	2.0	4.3	7,315
18	42.4	19.9	2.130	19.9	42.4	0.0	0.0	8,309
19	40.2	19.9	2.022	4.7	9.4	15.3	30.8	1,624
TOTALS	348.66				182.46		166	40,188

Est. days remaining to fill in service lagoons=(Stg Vol Rem in MG (Column 8))/(0.8 mil.gal./day) = 208 DAYS

Lagoons in service: 1, 2, 6, 7, 17, 18 and 19 62 DAYS

Lagoons available if needed: 3, 4, 5, 14, and 15 145 DAYS

Lagoons Out of Service (O/S): Lagoon 8 (O/S - for use by Construction) NA DAYS

Est. number of days remaining to fill all lagoons in service (Previous Month) = 210 DAYS

Note: Assumes entire Calumet Plant sludge production (.8 mil. Gal./day) is pumped to lagoons.

Lagoon 18 is aging to meet 18 month PFRP requirement. Lagoon 18 is available for outloading on June 21, 2012

Lagoon 6 is being outloaded. Outloading began outloading on August 25, 2011




DAILY LAGOON FILL August 2011

DATE	DIGESTER DISCHARGE 1000 GAL	LOW SOLIDS LAGOON	LAGOON FEED 1000 GAL	CENT. FEED 1000 GAL
01-Sep-11	284	19	284	0
02-Sep-11	427	19	427	0
03-Sep-11	256	19	256	0
04-Sep-11	313	19	313	0
05-Sep-11	626	19	626	0
06-Sep-11	853	19	853	0
07-Sep-11	683	19	683	0
08-Sep-11	313	19	313	0
09-Sep-11	569	19	569	0
10-Sep-11	768	19	768	0
11-Sep-11	284	19	284	0
12-Sep-11	455	19	455	0
13-Sep-11	512	19	512	0
14-Sep-11	768	19	768	0
15-Sep-11	597	19	597	0
16-Sep-11	199	19	199	0
17-Sep-11	256	19	256	0
18-Sep-11	228	19	228	0
19-Sep-11	853	19	853	0
20-Sep-11	768	19	768	0
21-Sep-11	768	19	768	0
22-Sep-11	654	19	654	0
23-Sep-11	512	19	512	0
24-Sep-11	540	19	540	0
25-Sep-11	569	19	569	0
26-Sep-11	739	2	739	0
27-Sep-11	1024	2	1024	0
28-Sep-11	597	2	597	0
29-Sep-11	768	2	768	0
30-Sep-11	683	2	683	0
Total	16,865		16,865	0

Low Solids to Lagoon 1	0 DT	0,000 Gal
Low Solids to Lagoon 2	456 DT	3,811,190 Gal
Low Solids to Lagoon 3	0 DT	0,000 Gal
Low Solids to Lagoon 4	0 DT	0,000 Gal
Low Solids to Lagoon 5	0 DT	0,000 Gal
Low Solids to Lagoon 6	0 DT	0,000 Gal
Low Solids to Lagoon 7	0 DT	0,000 Gal
Low Solids to Lagoon 14	0 DT	0,000 Gal
Low Solids to Lagoon 15	0 DT	0,000 Gal
Low Solids to Lagoon 17	0 DT	0,000 Gal
Low Solids to Lagoon 18	0 DT	0,000 Gal
Low Solids to Lagoon 19	1,563 DT	13,053,960 Gal
Low Solids Total	2,019 DT at	2.87% solids = 16,865,150 Gal


Calculation of %TS: $2,019 \text{ DTs} / 16,865,150 \text{ Gals} = 2.871\%$
 Negative values for Lagoon Feed represent digester discharge temporarily stored in holding tanks.



CALUMET LOW SOLIDS LAGOON STATUS

September 30, 2011


LAGOON 1				LAGOON 2				LAGOON 3				LAGOON 4			
ESTIMATED CAPACITY		7,994 DT		ESTIMATED CAPACITY		8,369 DT		ESTIMATED CAPACITY		7,604 DT		ESTIMATED CAPACITY		7,711 DT	
STARTED FILLING July 28, 2011				STARTED FILLING November 18, 2010				LAGOON EMPTY				LAGOON EMPTY			
VOLUME FILLED IN GALLONS				VOLUME FILLED IN GALLONS				VOLUME FILLED IN GALLONS				VOLUME FILLED IN GALLONS			
FILLED QUANTITY IN DRY TONS				FILLED QUANTITY IN DRY TONS				FILLED QUANTITY IN DRY TONS				FILLED QUANTITY IN DRY TONS			
DATE	VOLUME FILLED (Gals)	%TS	DRY TONS	DATE	VOLUME FILLED (Gals)	%TS	DRY TONS	DATE	VOLUME FILLED (Gals)	%TS	DRY TONS	DATE	VOLUME FILLED (Gals)	%TS	DRY TONS
Jun-08	8,737,671	2.51	915	Jun-08	0		0	Jun-08	0		0	Jun-08	0		0
Jul-08	3,537,989	2.10	310	Jul-08	0		0	Jul-08	0		0	Jul-08	0		0
Aug-08	1,574,136	2.60	171	Aug-08	2,241,522	2.60	243	Aug-08	0		0	Aug-08	0		0
Sep-08	0		0	Sep-08	3,331,869	2.62	364	Sep-08	0		0	Sep-08	0		0
Oct-08	2,120,039	2.92	258	Oct-08	1,824,652	2.92	222	Oct-08	0		0	Oct-08	0		0
Nov-08	637,142	2.27	60	Nov-08	0		0	Nov-08	0		0	Nov-08	0		0
Dec-08	0		0	Dec-08	0		0	Dec-08	0		0	Dec-08	0		0
Jan-09	0		0	Jan-09	0		0	Jan-09	0		0	Jan-09	0		0
Feb-09	0		0	Feb-09	0		0	Feb-09	0		0	Feb-09	0		0
Mar-09	0		0	Mar-09	0		0	Mar-09	0		0	Mar-09	0		0
Apr-09	0		0	Apr-09	0		0	Apr-09	0		0	Apr-09	0		0
May-09	0		0	May-09	0		0	May-09	0		0	May-09	0		0
Jun-09	0		0	Jun-09	0		0	Jun-09	0		0	Jun-09	0		0
Jul-09	1,093,426	2.91	133	Jul-09	0		0	Jul-09	0		0	Jul-09	0		0
Aug-09	682,560	2.59	74	Aug-09	0		0	Aug-09	0		0	Aug-09	0		0
Sep-09	5,104,077	2.32	494	Sep-09	0		0	Sep-09	0		0	Sep-09	0		0
Oct-09	2,048,527	2.19	187	Oct-09	0		0	Oct-09	0		0	Oct-09	0		0
Nov-09	7,493,940	2.44	761	Nov-09	0		0	Nov-09	0		0	Nov-09	0		0
Dec-09	0		0	Dec-09	7,508,160	2.34	732	Dec-09	0		0	Dec-09	0		0
Jan-10	4,692,600	2.29	449	Jan-10	3,412,800	2.29	327	Jan-10	0		0	Jan-10	0		0
Feb-10	0		0	Feb-10	4,920,120	2.26	463	Feb-10	0		0	Feb-10	0		0
Mar-10	3,611,880	2.22	334	Mar-10	4,749,480	2.22	439	Mar-10	0		0	Mar-10	0		0
Apr-10	341,280	2.44	35	Apr-10	2,900,880	2.44	295	Apr-10	0		0	Apr-10	0		0
May-10	4,237,560	2.73	482	May-10	2,133,000	2.73	243	May-10	0		0	May-10	0		0
Jun-10	682,560	2.84	81	Jun-10	0		0	Jun-10	0		0	Jun-10	0		0
Jul-10	0		0	Jul-10	0		0	Jul-10	0		0	Jul-10	0		0
Aug-10	0		0	Aug-10	0		0	Aug-10	0		0	Aug-10	0		0
Sep-10	0		0	Sep-10	0		-2342	Sep-10	0		0	Sep-10	0		0
Oct-10	0		0	Oct-10	0		-2389	Oct-10	0		0	Oct-10	0		0
Nov-10	0		-1350	Nov-10	9,328,320	2.06	801	Nov-10	0		0	Nov-10	0		0
Dec-10	0		0	Dec-10	682,560	1.92	55	Dec-10	0		0	Dec-10	0		0
Jan-11	0		0	Jan-11	995,400	2.21	92	Jan-11	0		0	Jan-11	0		0
Feb-11	0		0	Feb-11	0		0	Feb-11	0		0	Feb-11	0		0
Mar-11	0		0	Mar-11	12,278,750	2.58	1320	Mar-11	0		0	Mar-11	0		0
Apr-11	0		0	Apr-11	0		0	Apr-11	0		0	Apr-11	0		0
May-11	0		-394	May-11	0		0	May-11	0		0	May-11	0		0
Jun-11	0		-2297	Jun-11	5,261,400	3.08	676	Jun-11	0		0	Jun-11	0		0
Jul-11	3,924,720	3.27	535	Jul-11	6,910,920	3.27	943	Jul-11	0		0	Jul-11	0		0
Aug-11	20,306,160	2.84	2402	Aug-11	0		0	Aug-11	0		0	Aug-11	0		0
Sep-11	0		0	Sep-11	3,811,190	2.87	456	Sep-11	0		0	Sep-11	0		0



CALUMET LOW SOLIDS LAGOON STATUS

September 30, 2011

LAGOON 5				LAGOON 6				LAGOON 7				LAGOON 14			
ESTIMATED CAPACITY		9,096 DT		ESTIMATED CAPACITY		10,439 DT		ESTIMATED CAPACITY		13,890 DT		ESTIMATED CAPACITY		10,069 DT	
LAGOON EMPTY				STARTED FILLING June 2, 2010				STARTED FILLING February 18, 2009				LAGOON EMPTY			
VOLUME FILLED IN GALLONS				VOLUME FILLED IN GALLONS 80,258,640				VOLUME FILLED IN GALLONS 88,137,160				VOLUME FILLED IN GALLONS			
FILLED QUANTITY IN DRY TONS				FILLED QUANTITY IN DRY TONS 5,977				FILLED QUANTITY IN DRY TONS 9,682				FILLED QUANTITY IN DRY TONS			
DATE	VOLUME FILLED (Gals)	%TS	DRY TONS	DATE	VOLUME FILLED (Gals)	%TS	DRY TONS	DATE	VOLUME FILLED (Gals)	%TS	DRY TONS	DATE	VOLUME FILLED (GALS)	%TS	DRY TONS
Jun-08	0		0	Jun-08	0		0	Jun-08	0		0	Jun-08	0		-2818
Jul-08	0		0	Jul-08	0		0	Jul-08	0		0	Jul-08	0		0
Aug-08	0		0	Aug-08	0		0	Aug-08	0		0	Aug-08	0		0
Sep-08	0		0	Sep-08	0		0	Sep-08	0		0	Sep-08	0		0
Oct-08	0		0	Oct-08	0		0	Oct-08	0		0	Oct-08	0		0
Nov-08	0		0	Nov-08	0		0	Nov-08	0		0	Nov-08	0		0
Dec-08	0		0	Dec-08	0		0	Dec-08	0		0	Dec-08	0		0
Jan-09	0		0	Jan-09	0		0	Jan-09	0		0	Jan-09	0		0
Feb-09	0		0	Feb-09	0		0	Feb-09	6,625,434	2.70	746	Feb-09	0		0
Mar-09	0		0	Mar-09	0		0	Mar-09	15,887,040	2.81	1861	Mar-09	0		0
Apr-09	0		0	Apr-09	0		0	Apr-09	4,336,751	3.19	577	Apr-09	0		0
May-09	0		0	May-09	0		0	May-09	979,598	3.28	134	May-09	0		0
Jun-09	0		0	Jun-09	0		0	Jun-09	-339,963	4.39	-62	Jun-09	0		0
Jul-09	0		0	Jul-09	0		0	Jul-09	0		0	Jul-09	0		0
Aug-09	0		0	Aug-09	0		0	Aug-09	0		0	Aug-09	0		0
Sep-09	0		0	Sep-09	0		0	Sep-09	0		0	Sep-09	0		0
Oct-09	0		0	Oct-09	0		0	Oct-09	0		0	Oct-09	0		0
Nov-09	0		0	Nov-09	0		0	Nov-09	2,886,660	2.44	293	Nov-09	0		0
Dec-09	0		0	Dec-09	0		0	Dec-09	9,719,370	2.34	947	Dec-09	0		0
Jan-10	0		0	Jan-10	0		0	Jan-10	8,475,120	2.29	811	Jan-10	0		0
Feb-10	0		0	Feb-10	0		0	Feb-10	8,091,180	2.26	761	Feb-10	0		0
Mar-10	0		0	Mar-10	0		0	Mar-10	3,128,400	2.22	289	Mar-10	0		0
Apr-10	0		0	Apr-10	0		0	Apr-10	13,935,600	2.44	1417	Apr-10	0		0
May-10	0		0	May-10	0		0	May-10	0		0	May-10	0		0
Jun-10	0		0	Jun-10	10,977,840	2.84	1299	Jun-10	2,360,520	2.84	279	Jun-10	0		0
Jul-10	0		0	Jul-10	9,420,750	3.18	1249	Jul-10	4,059,810	3.18	538	Jul-10	0		0
Aug-10	0		0	Aug-10	7,906,320	3.17	1045	Aug-10	0		0	Aug-10	0		0
Sep-10	0		0	Sep-10	10,579,680	2.68	1184	Sep-10	0		0	Sep-10	0		0
Oct-10	0		0	Oct-10	7,252,200	2.27	686	Oct-10	0		0	Oct-10	0		0
Nov-10	0		0	Nov-10	5,972,400	2.06	513	Nov-10	0		0	Nov-10	0		0
Dec-10	0		0	Dec-10	0		0	Dec-10	0		0	Dec-10	0		0
Jan-11	0		0	Jan-11	3,612,840	2.21	333	Jan-11	0		0	Jan-11	0		0
Feb-11	0		0	Feb-11	8,404,020	2.22	777	Feb-11	0		0	Feb-11	0		0
Mar-11	0		0	Mar-11	2,154,330	2.58	232	Mar-11	0		0	Mar-11	0		0
Apr-11	0		0	Apr-11	0		0	Apr-11	0		0	Apr-11	0		0
May-11	0		0	May-11	7,636,140	2.83	901	May-11	0		0	May-11	0		0
Jun-11	0		0	Jun-11	4,294,440	3.08	552	Jun-11	0		0	Jun-11	0		0
Jul-11	0		0	Jul-11	2,047,680	3.27	279	Jul-11	7,991,640	3.27	1091	Jul-11	0		0
Aug-11	0		0	Aug-11	0		-857	Aug-11	0		0	Aug-11	0		0
Sep-11	0		0	Sep-11	0		-2215	Sep-11	0		0	Sep-11	0		0



CALUMET LOW SOLIDS LAGOON STATUS

September 30, 2011

LAGOON 15				LAGOON 17				LAGOON 18				LAGOON 19			
ESTIMATED CAPACITY		9,179 DT		ESTIMATED CAPACITY		15,492 DT		ESTIMATED CAPACITY		15,909 DT		ESTIMATED CAPACITY		15,102 DT	
LAGOON EMPTY				STARTED FILLING December 2, 2010				STARTED FILLING March 16, 2010				STARTED FILLING November 5, 2008			
VOLUME FILLED IN GALLONS				VOLUME FILLED IN GALLONS				VOLUME FILLED IN GALLONS				VOLUME FILLED IN GALLONS			
				7,315				49,869,540				113,262,356			
FILLED QUANTITY IN DRY TONS								FILLED QUANTITY IN DRY TONS				FILLED QUANTITY IN DRY TONS			
								8,309				1,624			
DATE	VOLUME FILLED (GALS)	%TS	DRY TONS	DATE	VOLUME FILLED (Gals)	%TS	DRY TONS	DATE	VOLUME FILLED (Gals)	%TS	DRY TONS	DATE	VOLUME FILLED (Gals)	%TS	DRY TONS
Jun-08	0		0	Jun-08	6,134,134	2.51	642	Jun-08	0		0	Jun-08	0		0
Jul-08	0		0	Jul-08	4,691,396	2.10	412	Jul-08	0		0	Jul-08	0		-4706
Aug-08	0		0	Aug-08	0		0	Aug-08	0		0	Aug-08	0		-4047
Sep-08	0		0	Sep-08	5,451,439	2.62	595	Sep-08	0		0	Sep-08	0		-1138
Oct-08	0		0	Oct-08	0		0	Oct-08	0		0	Oct-08	0	0.00	-2317
Nov-08	0		0	Nov-08	2,422,695	2.27	229	Nov-08	0		0	Nov-08	4,643,411	2.27	439
Dec-08	0		0	Dec-08	0		0	Dec-08	0		0	Dec-08	16,011,890	2.05	1370
Jan-09	0		0	Jan-09	0		0	Jan-09	0		0	Jan-09	7,094,697	1.76	522
Feb-09	0		0	Feb-09	0		0	Feb-09	0		0	Feb-09	6,462,208	2.70	728
Mar-09	0		0	Mar-09	0		0	Mar-09	0		0	Mar-09	0		0
Apr-09	0		0	Apr-09	0		0	Apr-09	0		0	Apr-09	4,208,168	3.19	560
May-09	0		0	May-09	0		0	May-09	0		0	May-09	6,816,961	3.28	933
Jun-09	0		0	Jun-09	0		0	Jun-09	0		-2053	Jun-09	6,783,665	4.39	1243
Jul-09	0		0	Jul-09	0		0	Jul-09	0		-4492	Jul-09	4,874,066	2.91	591
Aug-09	0		0	Aug-09	0		0	Aug-09	0		-2506	Aug-09	9,825,997	2.59	1061
Sep-09	0		0	Sep-09	0		0	Sep-09	0		-5852	Sep-09	12,584,188	2.32	1219
Oct-09	0		-2896	Oct-09	0		0	Oct-09	0		-118	Oct-09	8,574,405	2.19	782
Nov-09	0		-2229	Nov-09	0		0	Nov-09	0		0	Nov-09	11,816,820	2.44	1200
Dec-09	0		0	Dec-09	0		0	Dec-09	0		0	Dec-09	0		0
Jan-10	0		0	Jan-10	0		0	Jan-10	0		0	Jan-10	0		0
Feb-10	0		0	Feb-10	0		0	Feb-10	0		0	Feb-10	0		0
Mar-10	0		0	Mar-10	0		0	Mar-10	4,052,700	2.22	375	Mar-10	0		0
Apr-10	0		0	Apr-10	0		0	Apr-10	767,880	2.44	78	Apr-10	0		0
May-10	0		0	May-10	0		0	May-10	10,124,640	2.73	1151	May-10	0		0
Jun-10	0		0	Jun-10	0		-503	Jun-10	2,019,240	2.84	239	Jun-10	0		0
Jul-10	0		0	Jul-10	0		-4474	Jul-10	11,688,840	3.18	1550	Jul-10	0		0
Aug-10	0		0	Aug-10	0		-5647	Aug-10	6,967,800	3.17	921	Aug-10	0		0
Sep-10	0		0	Sep-10	0		0	Sep-10	14,248,440	2.68	1594	Sep-10	0		0
Oct-10	0		0	Oct-10	0		0	Oct-10	17,064,000	2.27	1614	Oct-10	0		0
Nov-10	0		0	Nov-10	0		0	Nov-10	7,444,170	2.06	639	Nov-10	0		0
Dec-10	0		0	Dec-10	10,380,600	1.92	830	Dec-10	1,862,820	1.92	149	Dec-10	0		0
Jan-11	0		0	Jan-11	13,160,610	2.21	1212	Jan-11	0		0	Jan-11	0		0
Feb-11	0		0	Feb-11	7,064,496	2.22	653	Feb-11	0		0	Feb-11	0		0
Mar-11	0		0	Mar-11	1,649,600	2.58	177	Mar-11	0		0	Mar-11	0		0
Apr-11	0		0	Apr-11	12,101,220	2.72	1375	Apr-11	0		0	Apr-11	0		0
May-11	0		0	May-11	10,465,760	2.83	1234	May-11	0		0	May-11	0		0
Jun-11	0		0	Jun-11	9,413,640	3.08	1210	Jun-11	0		0	Jun-11	0		-1632
Jul-11	0		0	Jul-11	0		0	Jul-11	0		0	Jul-11	0		-3953
Aug-11	0		0	Aug-11	5,275,620	2.84	624	Aug-11	0		0	Aug-11	511,920	2.84	61
Sep-11	0		0	Sep-11	0		0	Sep-11	0		0	Sep-11	13,053,960	2.87	1563



FILL SCHEDULE

DIGESTER SLUDGE LAGOONS

LAGOON NUMBER	CAPACITY @9% TS IN DRY TONS	PRESENT INPUT IN DRY TONS	PROD TIME NEEDED (yrs) TO FILL @ 9% TS AND 15000 DT/YR LS FILLING	TIME TO FILL #REF! IN YEARS	FILL START DATE	DATE FILLED	PFRP AGED	DATE TO START EMPTYING	LAGOON AVAILABLE
1	7,994	2,937	0.53	0.34	7/28/11	-	-	-	In Rotation
2	8,369	4,344	0.56	0.27	11/18/10	-	-	-	In Rotation
3	7,604	0	0.51	0.51	-	-	-	-	Available
4	7,711	0	0.51	0.51	-	-	-	-	Available
5	9,096	0	0.61	0.61	-	-	-	-	Available
6	10,439	5,977	0.70	0.30	6/2/10	-	-	-	In Rotation
7	13,890	9,682	0.93	0.28	2/18/09	-	-	-	In Rotation
14	10,069	0	0.67	0.67	-	-	-	-	Available
15	9,179	0	0.61	0.61	-	-	-	-	Available
17	15,492	7,315	1.03	0.55	12/2/10	-	-	-	In Rotation
18	15,909	8,309	1.06	0.51	3/16/10	12/22/10	6/21/12	6/21/11	Aging
19	15,102	1,624	1.01	0.90	8/31/11	-	-	-	In Rotation
TOTAL	130,853	40,188	8.72	4.42					

