



Visit mwr.org
to order your rain
barrels today!

- Free delivery
- 55-gallon capacity
- Available in four colors



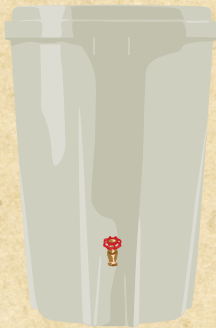
Terra Cotta



Blue



Black



Gray

Includes flexible connecting
elbow, linking hose and detailed
instructions

You can make a difference
to help improve water quality,
prevent flooding and save on
your water bill!

Disconnecting your downspouts
and installing rain barrels will
keep clean water out of the sewer
system and provide you with a
source of free water.



Metropolitan Water Reclamation District of Greater Chicago

Kari K. Steele
President

Barbara J. McGowan
Vice President

Frank Avila
Chairman of Finance


Cameron Davis
Kimberly Du Buclet
Marcelino Garcia
Josina Morita
Debra Shore
Mariyana T. Spyropoulos

Brian A. Perkovich
Executive Director

mwr.org 312.751.6633



GUIDE



Metropolitan Water Reclamation
District of Greater Chicago



Printed on FSC certified paper from responsible sources



A smart idea

Rain barrels capture rainwater from your roof and save it for when you need it. By keeping this water out of the sewer system, they can also help reduce sewer overflows and flooding.

You can use rain barrel water to wash your car, water your lawn, or clean work boots and tools. Rain barrel water is naturally free of chlorine, lime, and calcium and some gardeners swear their plants prefer it. However, since rain barrel water is runoff from your roof, do not drink it!

A part of any yard

Most homes can benefit from several rain barrels. If you have areas of unpaved, pervious ground near your downspouts, rain barrels should work in your yard. Homeowners throughout Cook County have incorporated rain barrels into their yards with great results.

Green and Recycled

Rain barrels are a type of green infrastructure, a new approach to managing stormwater by keeping rain on the property and out of the sewer system.

Our rain barrels are also made of recycled and/or repurposed plastic, so they are doubly green.

Easy to install, easy to use

Installing a rain barrel is easy and only requires a few tools. A connecting elbow and detailed instructions are provided with all rain barrels. Once it is connected, you just need to wait for rain and your barrel will be ready to use.

A rain barrel at work



Only \$46

The Metropolitan Water Reclamation District of Greater Chicago provides rain barrels at cost to Cook County residents.

The price includes a flexible connecting elbow to attach your barrel to your downspout, a linking hose to connect it to a second barrel, detailed instructions, and free delivery to your home.



While the appearance and design of rain barrels may change from year to year, their functionality will remain the same. The photos in this brochure show a variety of barrel designs and do not necessarily represent those currently distributed under the MWRD's green infrastructure program.