



Metropolitan Water Reclamation District of Greater Chicago

**Welcome to the November
Special Edition of the 2020
M&R Seminar Series**

NOTES FOR SEMINAR ATTENDEES

- All attendees' audio lines have been muted to minimize background noise.
- A question and answer session will follow the presentation.
- Please use the Chat feature to ask a question via text.
- The presentation slides will be posted on the internal MWRD website after the seminar.

Jonathan Grabowy, P.E. Managing Civil Engineer

**Capital Facilities Planning, Wastewater Research and New Technology Evaluation
Monitoring and Research Department**



Jonathan Grabowy joined the District in 1999, as an Assistant Structural Engineer in the Process Facilities Design Division of the Engineering Department. Since that time he has worked in various areas including local sewers permitting, engineering planning, civil design, stormwater management, capital facility planning, and is currently the Managing Civil Engineer overseeing Capital Facilities Planning, Wastewater Research and New Technology Evaluation programs in the M&R Department. Significant accomplishments in Jonathan's career include: Calumet Sag Channel and Poplar Creek Detailed Watershed Plans, MWRD's Stormwater GIS Inundation Application, Long-term Capital Facilities and Biosolids Planning, Districtwide Odor Reduction Planning and Capital Project Evaluations. Jonathan is active in the Water Environment Foundation (WEF) Odor and Air Pollutants committee and he was a reviewer of the WEF "Manual of Practice 25 - Control of Odors and Emissions from Wastewater Treatment Plants" and participates in the NACWA Climate & Resiliency Committee.

He received his Bachelor of Science in Civil Engineering from Purdue University; a Master of Science in Computer Science, Telecommunication and Information Systems, De Paul University; and Master of Engineering Management, Northwestern University

He is a Professional Engineer licensed in Illinois and Wisconsin.

The Thornton Composite Reservoir - Odor Lessons Learned from the Operation of a Unique 30 Billion Liter (7.9 Billion Gallon) Combined Sewer Overflow Mega-Structure

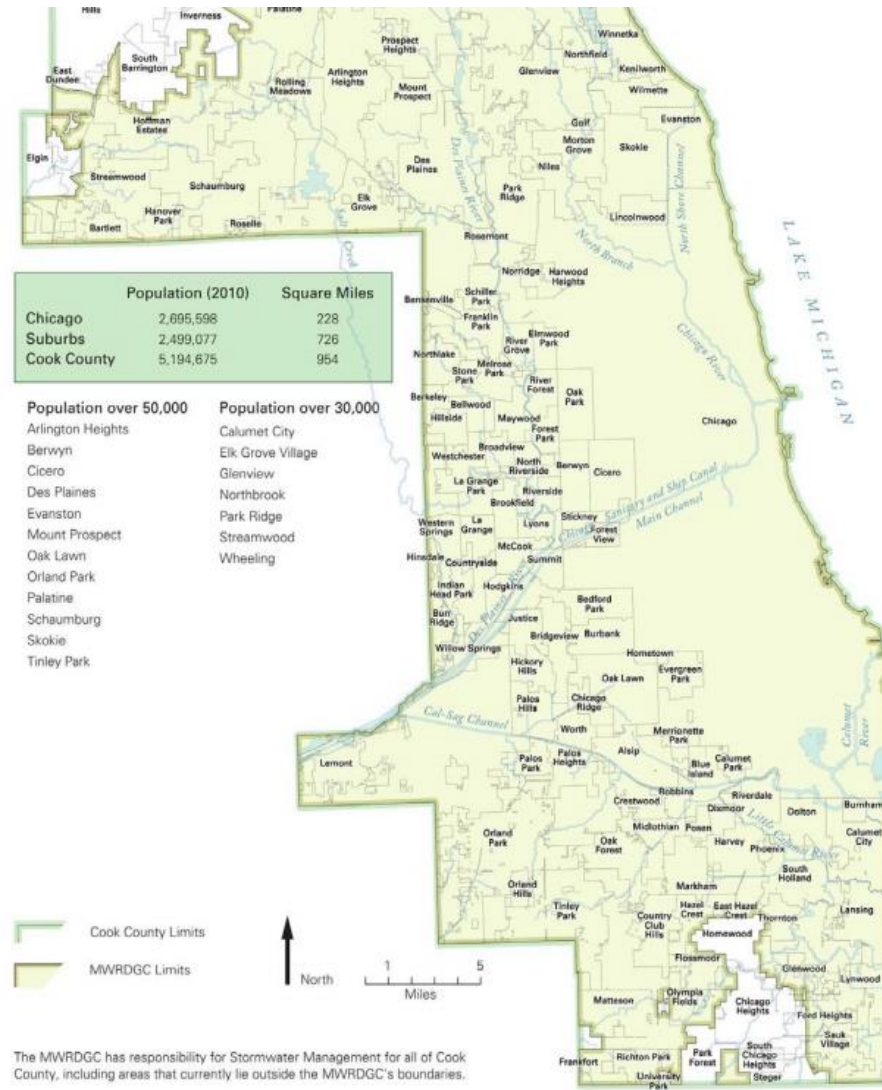
Jonathan Grabowy, PE - Metropolitan Water Reclamation
District of Greater Chicago

A few notes

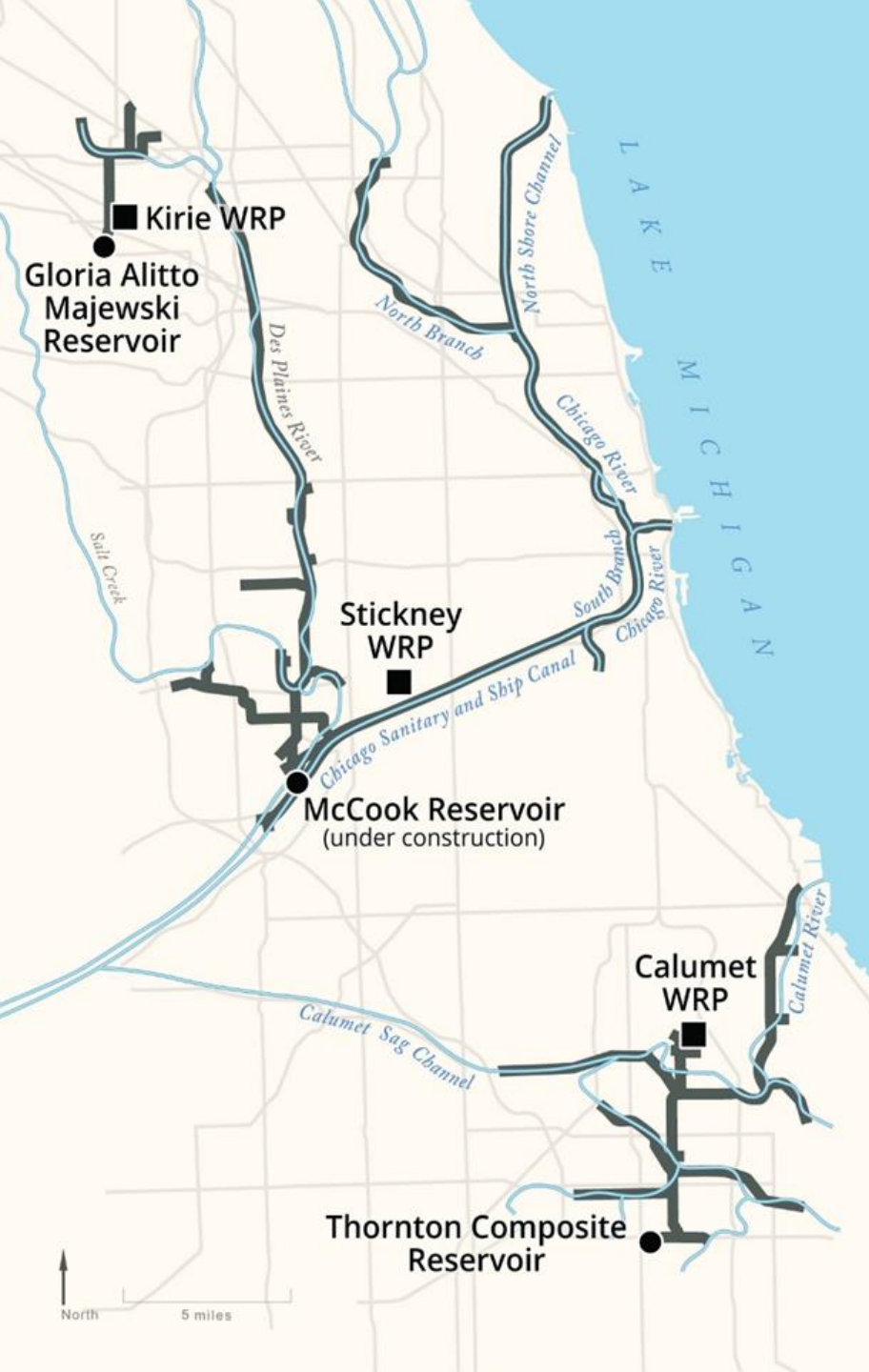
- Presentation originally prepared for the 2020 WEF Odors and Air Pollutants Conference, scheduled for March 15-18, 2020
- The paper is available upon request.
- Co-Authors
 - Kevin Fitzpatrick - Engineering
 - Reed Dring (retired M&O)
 - Dominic Brose - M&R
 - Brent Bedell - M&R
 - Weizhe An - M&R
 - Kuldip Kumar - M&R

The Metropolitan Water Reclamation District of Greater Chicago

- Created in 1889
- Located in Northeast Illinois
- 92% of Land and 98% of Assessed Valuation of Cook County
- Chicago and 128 Suburbs
- Responsible for Wastewater and Regional Stormwater
- Serves and Equivalent Population of 10.35M
 - 5.25M People
 - 4.5 M Industrial Equivalent
 - 0.6 M CSO



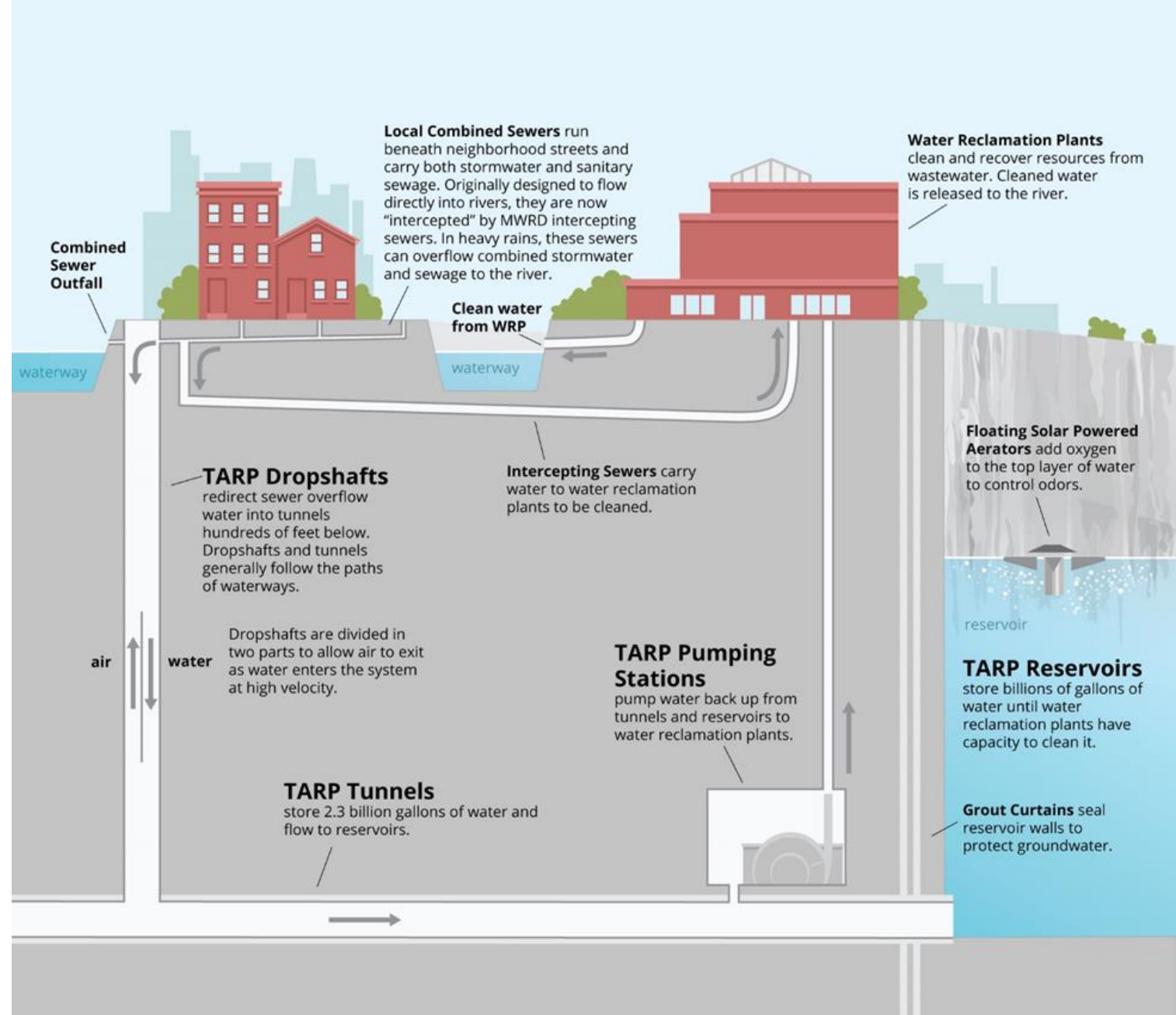
Tunnel and Reservoir Plan



- MWRDGC Long Term Control Plan for CSOs
- Started in 1975
- Phase I Tunnels (Completed 2006)
 - 109.4 Miles, 2.3 BG
- Phase II - Reservoirs
 - Majewski (1998) - 350 MG
 - Thornton (2003, 2015) 3.1 BG, 7.9 BG
 - McCook (2017, 2029 est.) 3.5 BG, 10 BG

TARP Operations

- Over 450 CSOs in MWRDGC Service Area
- Approx. 100 days of overflow to local waterway
- TARP provides additional volume for the sewers and WRPs to “catch-up”





Thornton Composite Reservoir

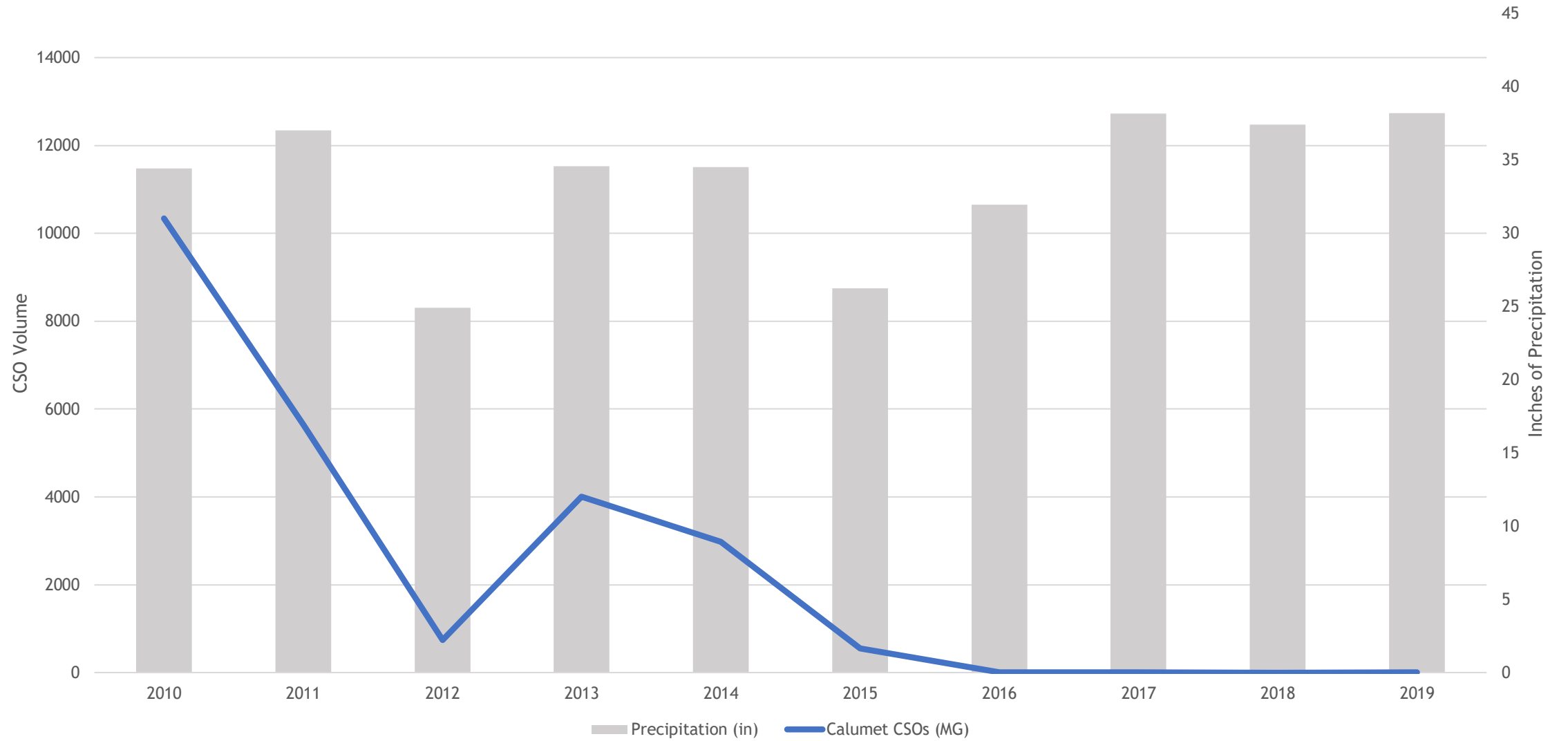
The Thornton Reservoirs

- Thornton Transitional Reservoir
 - Completed in 2003
 - 3.1 Billion Gallons
 - Protects 9 Communities
 - Thorn Creek Overflow
 - 70 fill events - 51 Billion Gallons
- Thornton Composite Reservoir
 - First fill November 2015
 - Protects 14 Communities
 - 38 Billion Gallons of CSOs

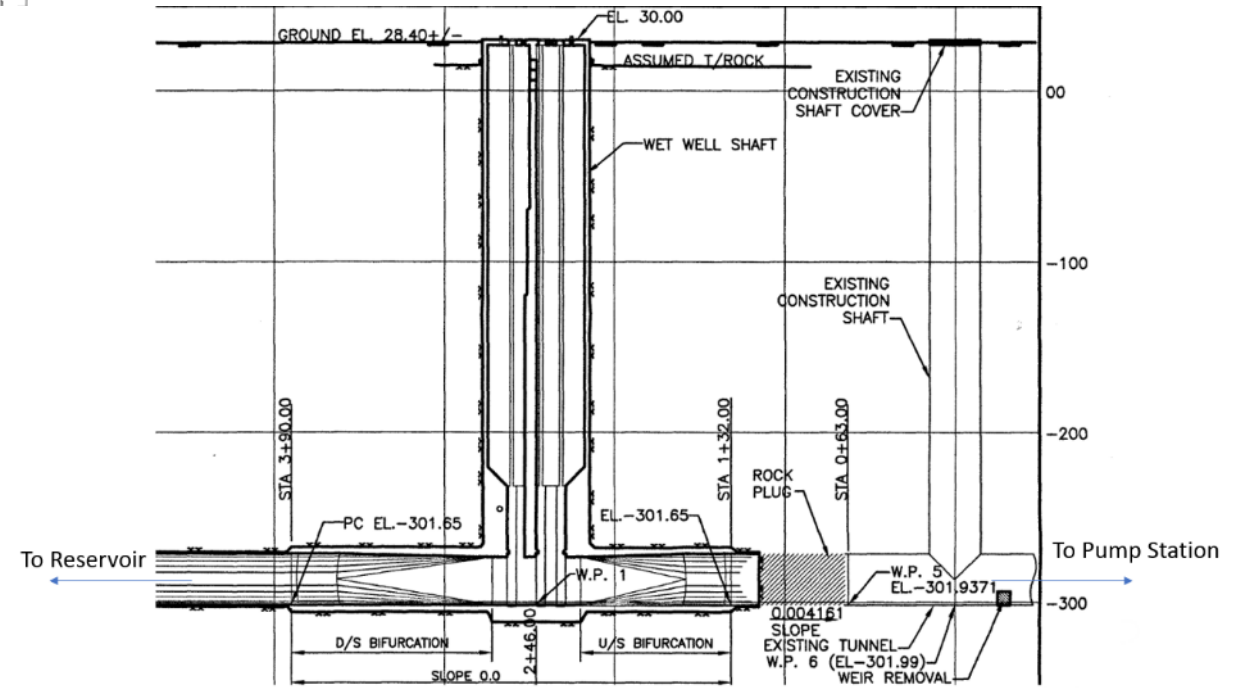
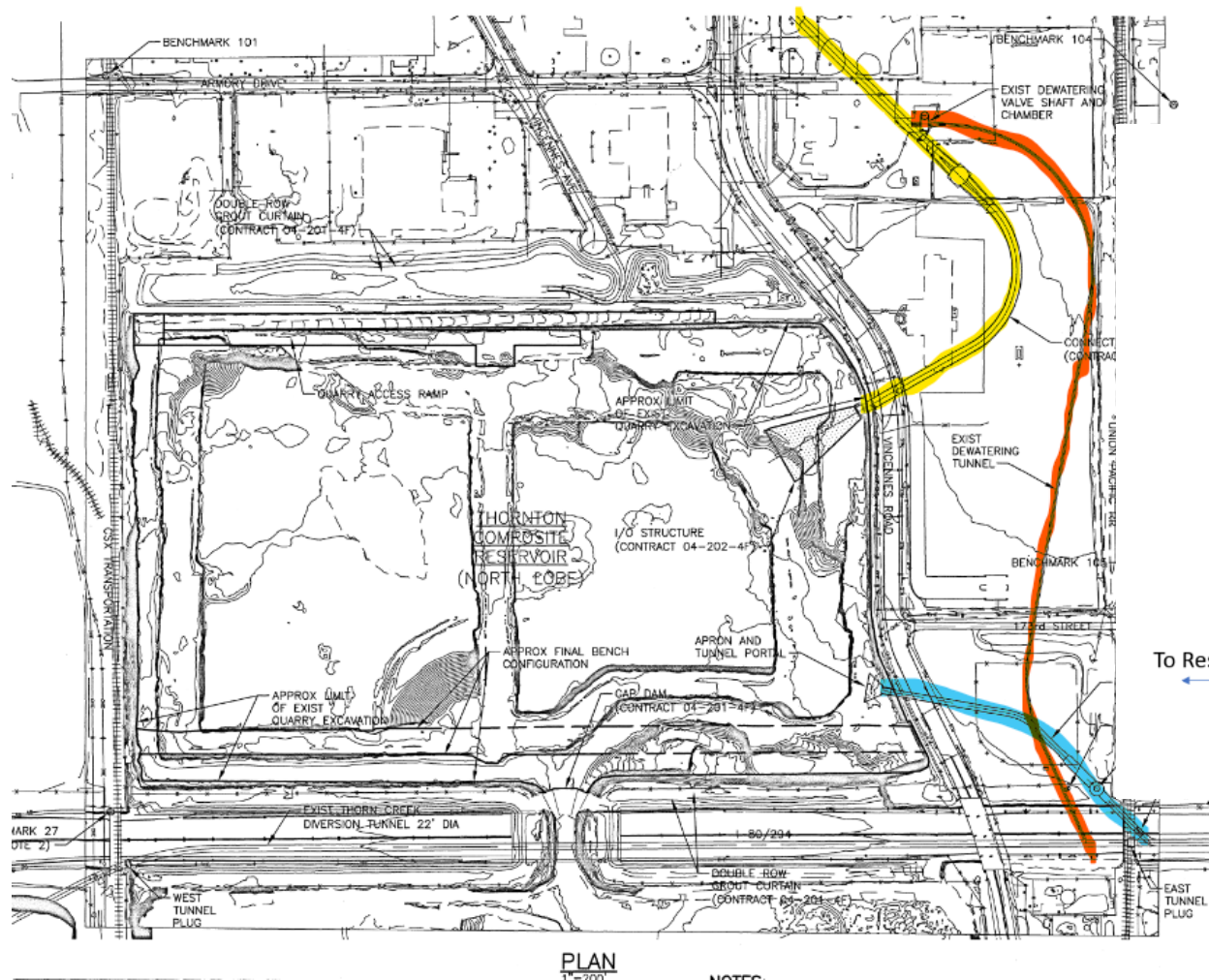
*Numbers as of 6/30/2020



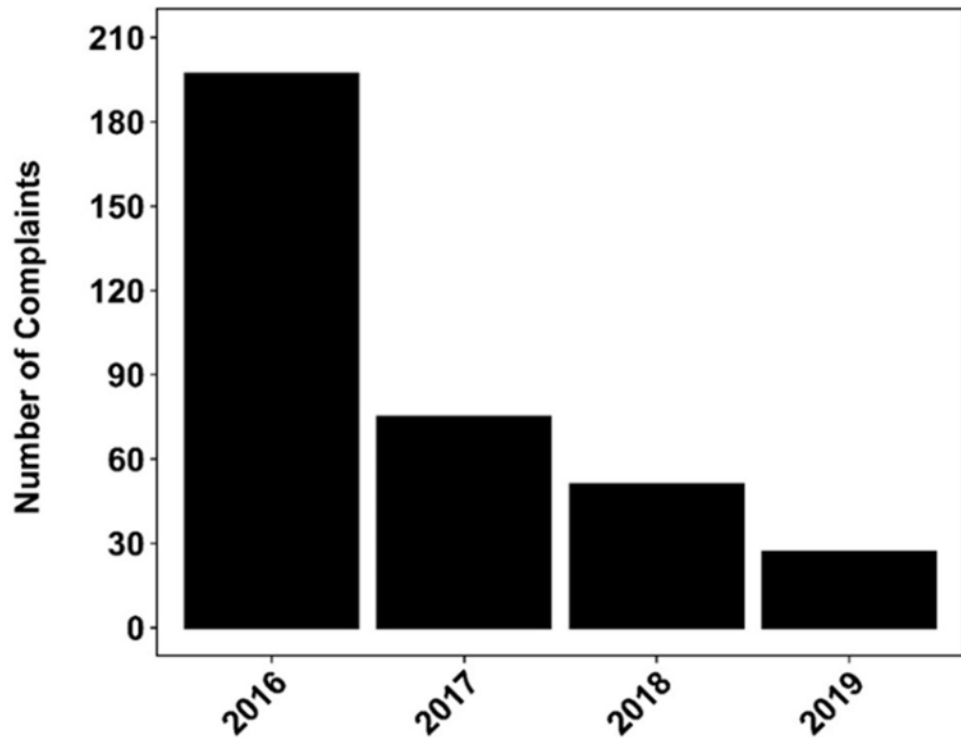
Calumet (Thornton) TARP System CSOs/Precipitation Totals 2010-2019



Thornton Composite Reservoir



Complaint Data



MWRD Citizen Incident Reporting

Submit an Odor Incident

Required

FIRST NAME

LAST NAME

LOCATION OF ODOR
* This is where the odor occurred, not necessarily your home address.

ADDRESS OR INTERSECTION

CITY

STATE

ZIP CODE

TELEPHONE

EMAIL

CONFIRM EMAIL

(You will receive a confirmation email)

Incident Details

APPROXIMATE DATE OF ODOR

APPROXIMATE TIME

1. How would you categorize the odor?

2. How strong was the odor?

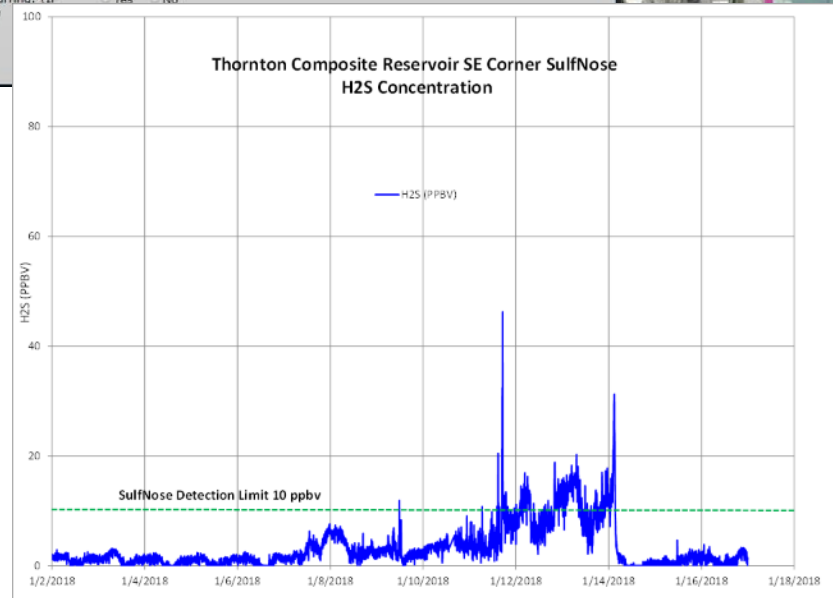
3. What was the approximate temperature (in °F)?

4. If applicable, which direction was the wind blowing from?

5. If applicable, how intense was the wind blowing?

6. Has the odor been recurring? (If Yes, please expand in the Description field) Yes No

DESCRIPTION OF ODOR:



H₂S Data Collection





- Jerome H₂S Analyzer
 - Detection Limit of 0.003 parts per million by volume (ppmv) to 30 ppmV (631-X) or 10 ppmV (605J)
 - Used for manned inspections, reliable and industry standard
- OdaLog - High Range and Low Range
 - Detection Limits 1 to 50, 200 or 1000 ppmv (high range), 0.01 to 2 ppmv (low range)
 - Temporary temporal based monitoring - requires weekly maintenance visits
- Envea
 - Detection Limit 0.02 to 1 ppmv (low range) and 0.30 to 20 ppmv (high range)
 - Solar powered monitoring with telemetry

Odors

* From WERF Minimization of Odors and Corrosion in Collections Systems Phase 1 (2007)

Table 2-1. Odorous Compounds in Wastewater.

Name	Formula	Characteristic Odor	Detection Threshold (ppm)
Hydrogen sulfide	H ₂ S	Rotten eggs	0.0005
Ammonia	NH ₃	Irritating, pungent	17
Skatole	C ₉ H ₉ N	Fecal, nauseating	0.001
Indole	C ₈ H ₇ (CH) ₂ NH	Fecal, nauseating	0.0001
Methylamine	CH ₃ NH ₂	Putrid, fishy	4.7
Allyl mercaptan	CH ₂ =CHCH ₂ SH	Disagreeable, garlic	0.0001
Amyl mercaptan	CH ₃ (CH ₂) ₄ SH	Unpleasant, putrid	0.0003
Benzyl mercaptan	C ₆ H ₅ CH ₂ SH	Unpleasant, strong	0.0002
Ethyl mercaptan	C ₂ H ₅ SH	Decayed cabbage	0.0003
Dimethyl sulfide	(CH ₃) ₂ S	Decayed cabbage	0.001
Trimethylamine	(CH ₃) ₃ N	Pungent, fishy	0.0004
Sulfur dioxide	SO ₂	Pungent, irritating	2.7
Methyl mercaptan	CH ₃ SH	Decayed cabbage	0.0005
Thiocresol	CH ₃ C ₆ H ₄ SH	Skunk, irritating	0.0001
Thiobismethane	CH ₃ SCH ₃	Rotting meat	0.0011



Liquid Sample Collection

- Liquid and sediment sample collection only occurred for about a month
- Data collected was inconclusive due to limited data points
- Onsite liquid and sediment samples canceled for safety reasons



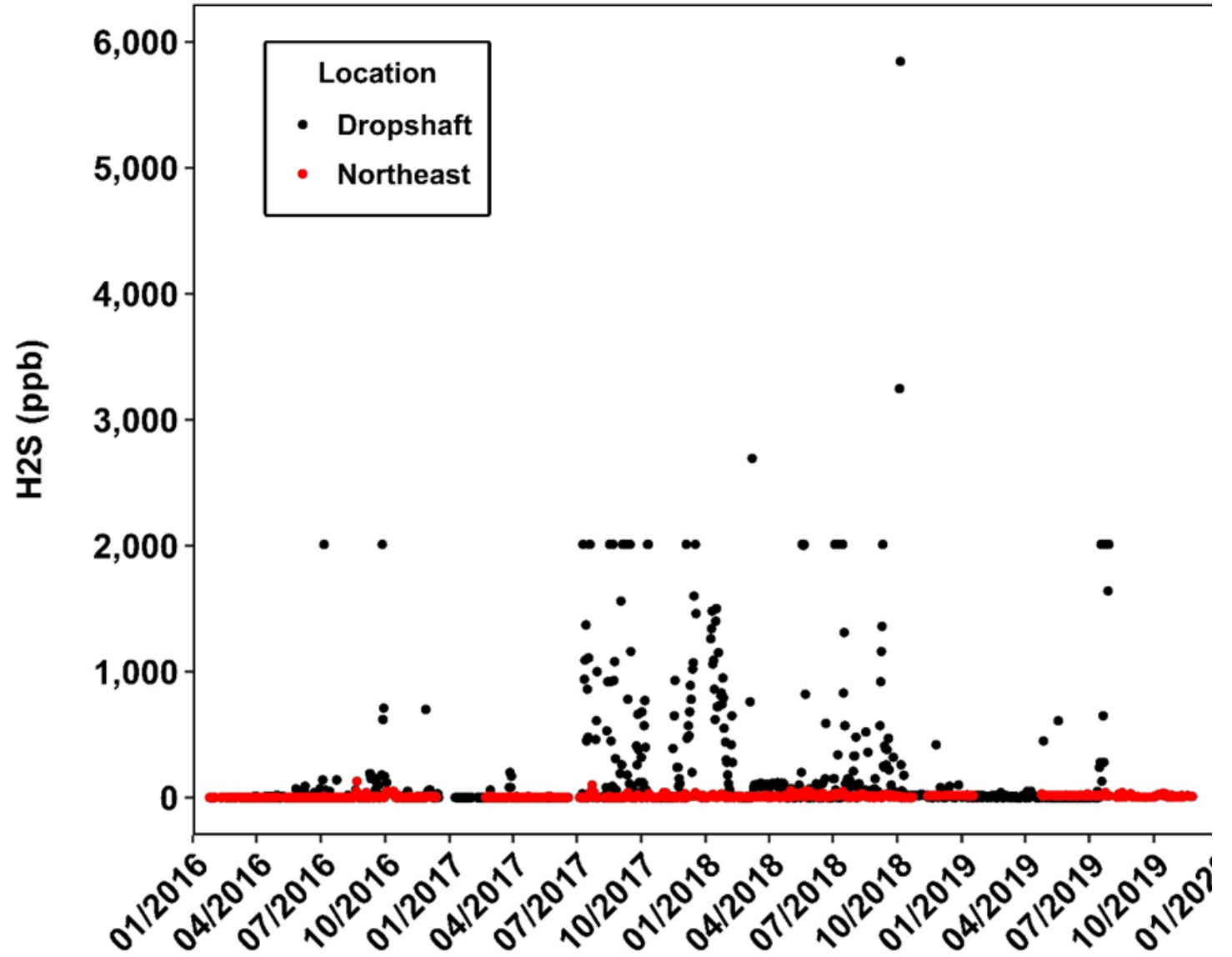
Sampling Issues

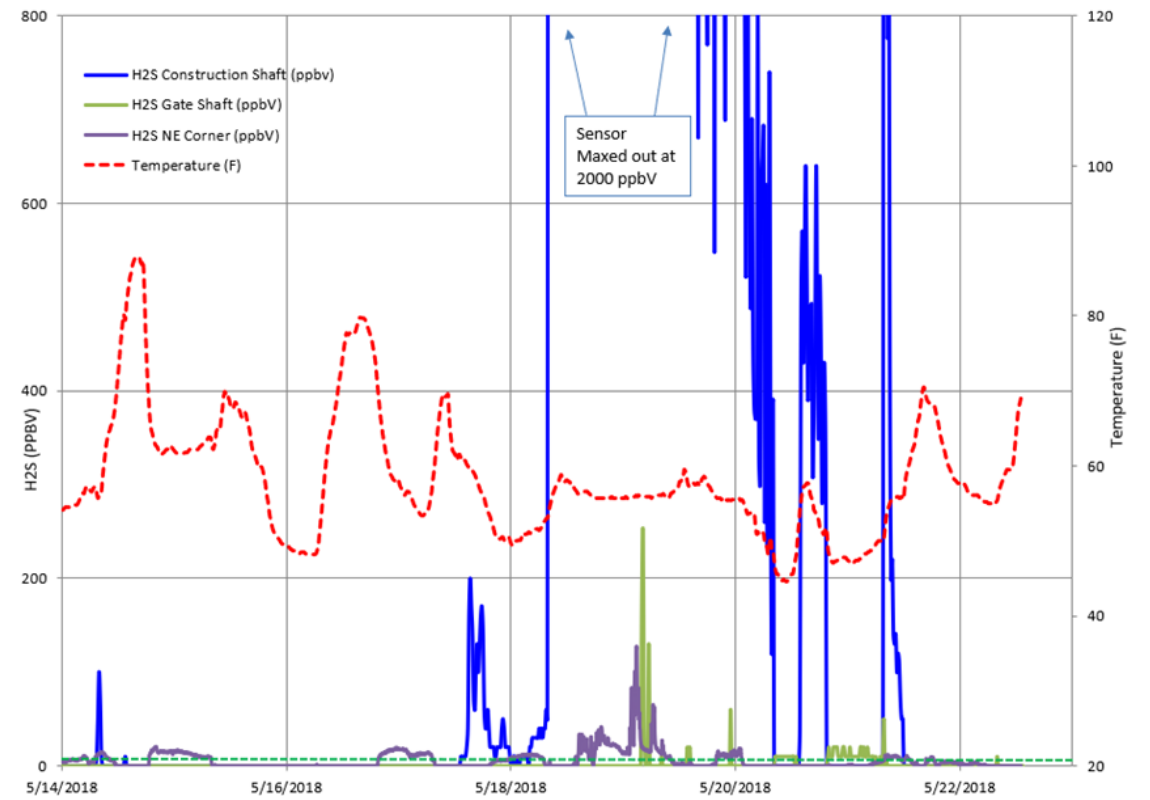
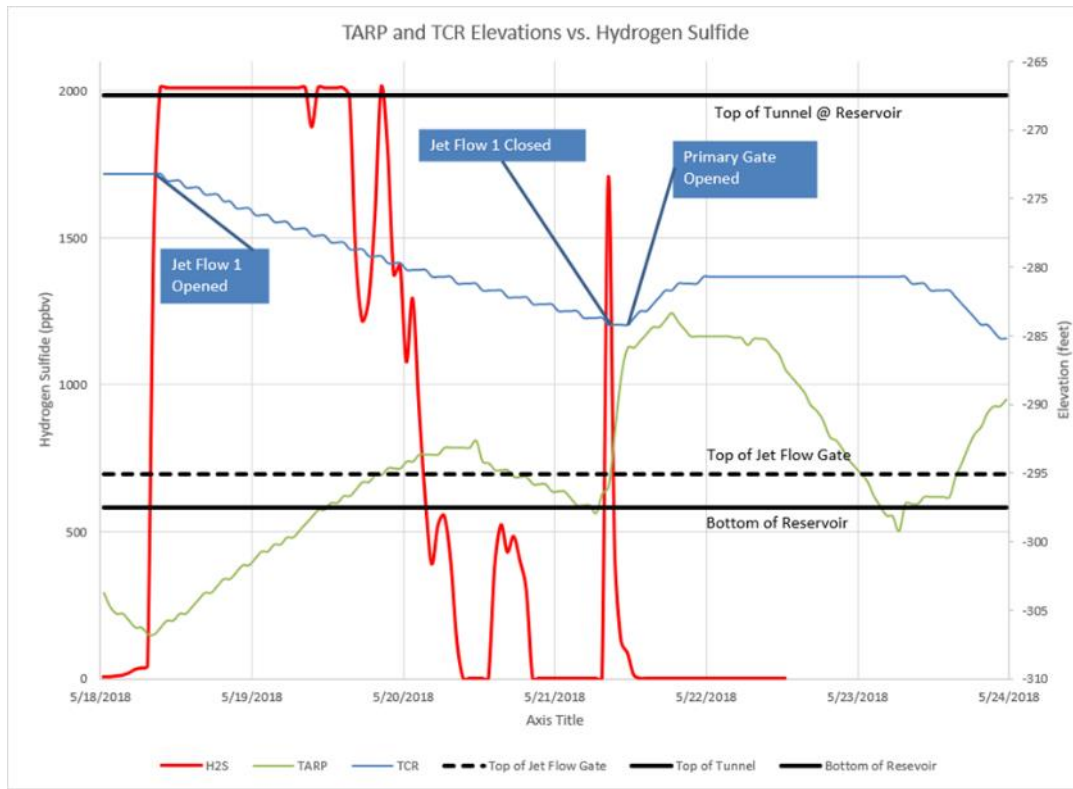
- Falling Ice/Rocks
- Confined Space
- Limited Rescue
- Wind
- Vandalism



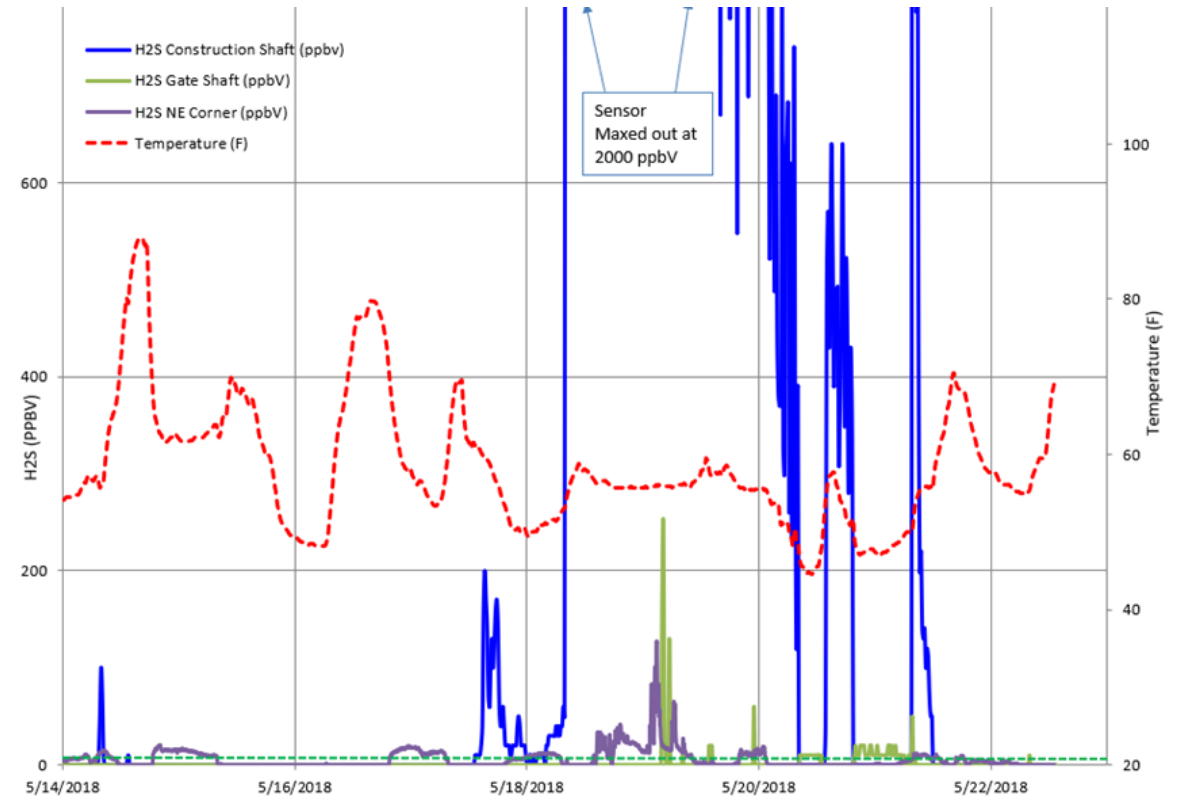
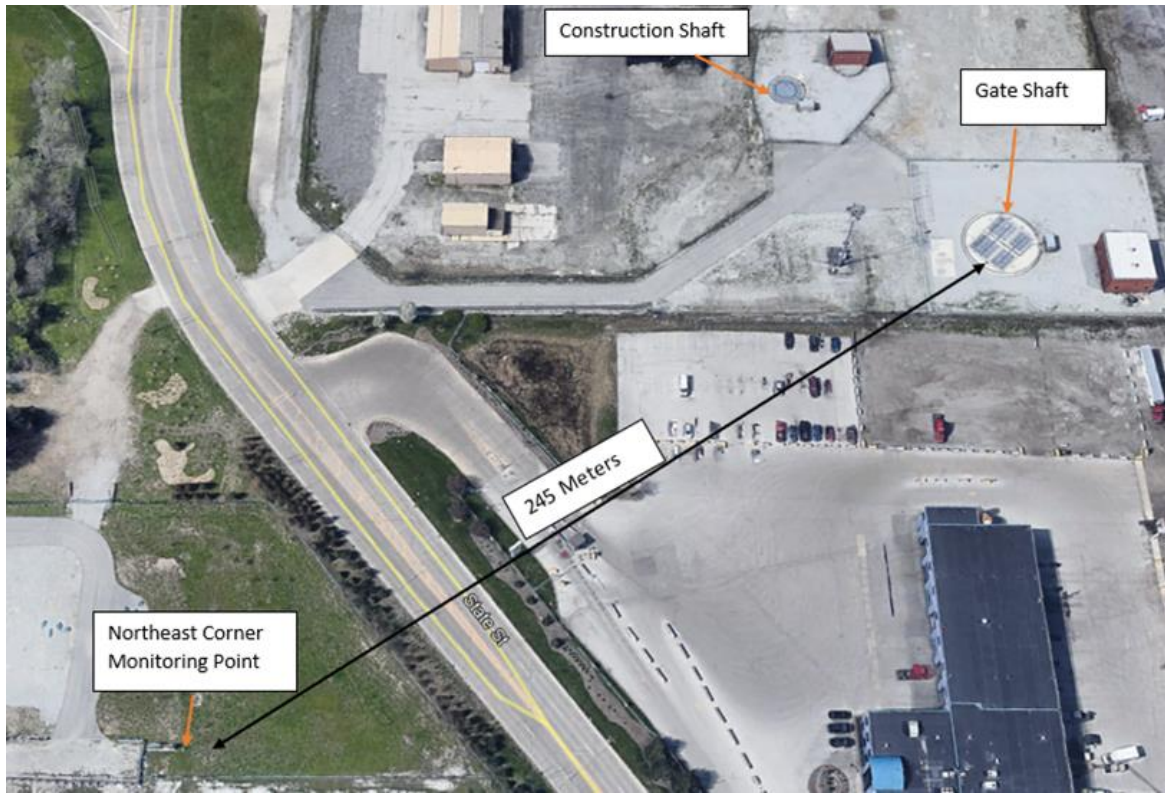
2 Distinct Odor Sources Identified

- Drop Shafts
 - Elevated readings with water movement
 - Localized and acute
- Primary Pool
 - More chronic reading
 - Larger area affected



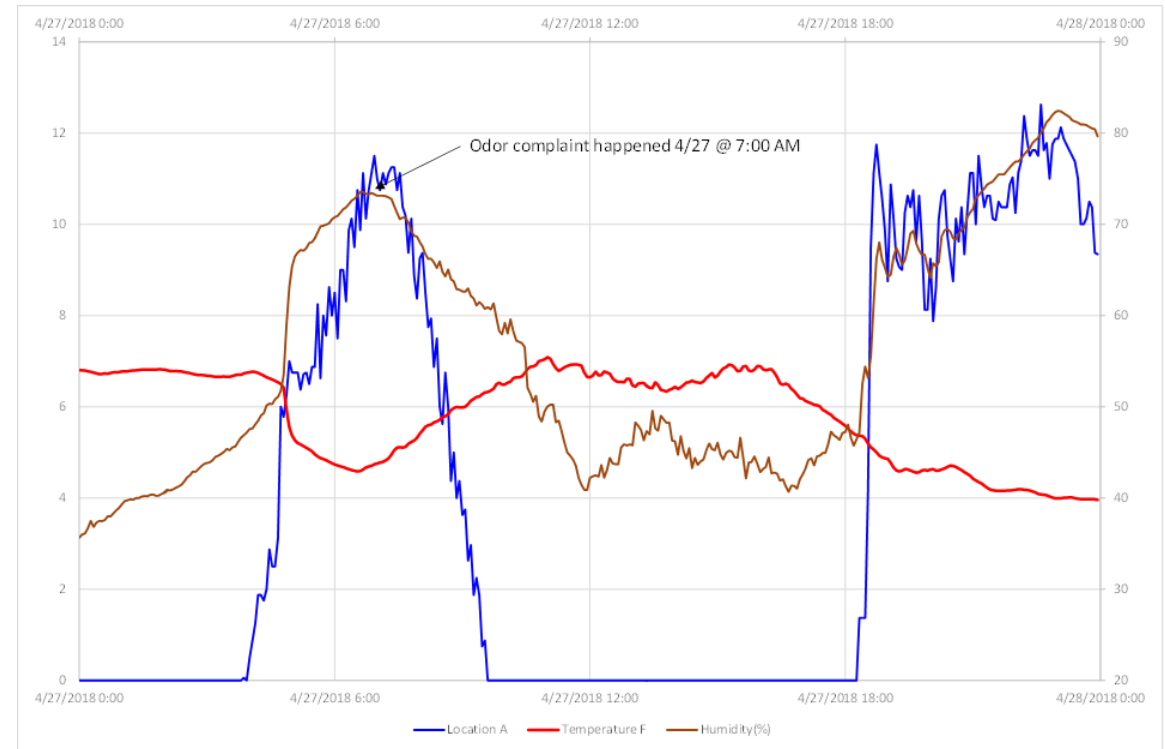
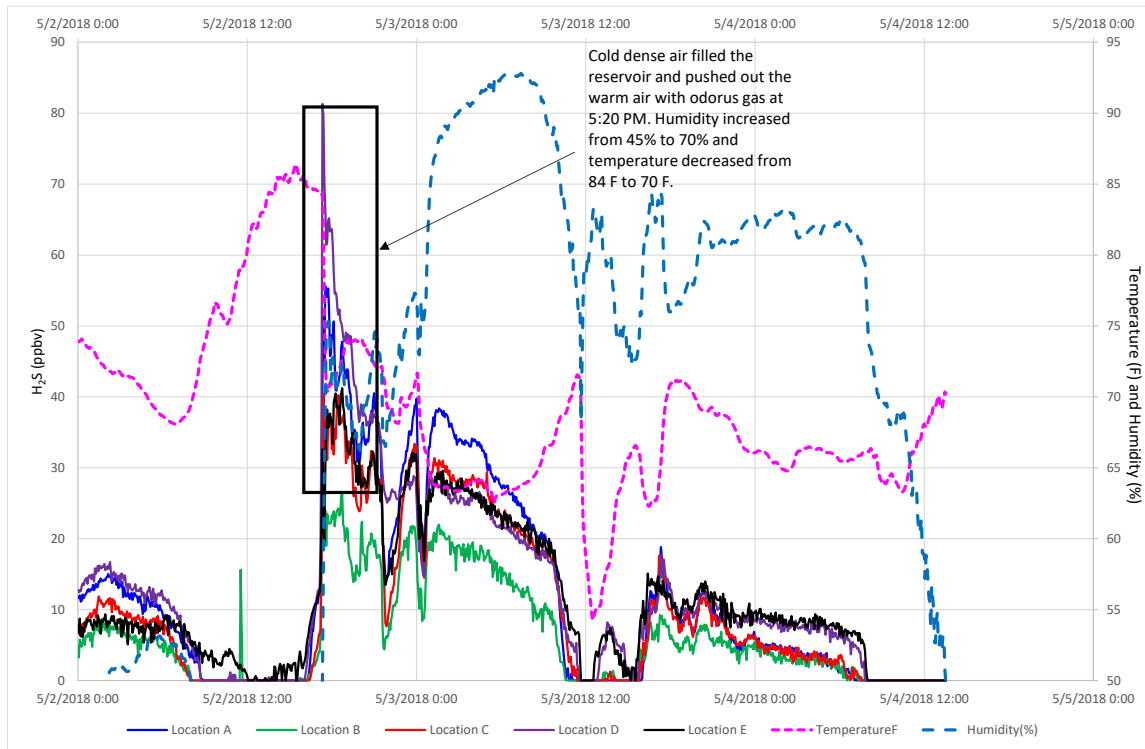


Low Volume - Higher Levels from Tunnels



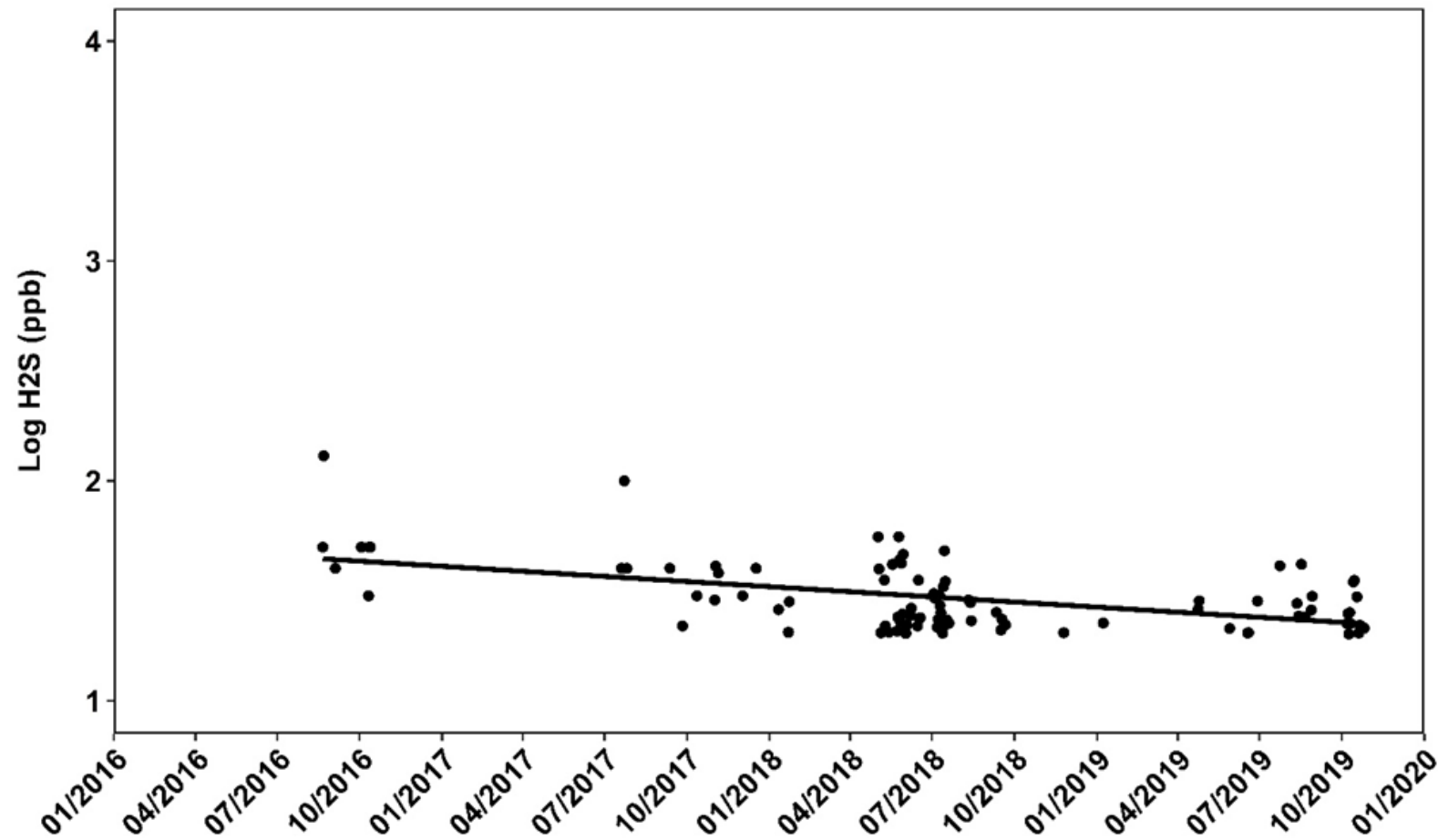
Influence from Tunnels to Pool

High Volume - Low Level From Pool





Debris and Pool Odor Over Time



Conclusions

- 2 Primary Sources of Complaints
- Tunnels are “easy” to fix
 - Temporary misting system
 - Carbon adsorption to be installed by 2022 as part of TTR decommissioning
- Primary Pool
 - Years of sediment in the tunnels were exposed to environment in 2015
 - Operational changes helped
 - Time was needed for system to stabilize
 - Odors complaints appear to be trending downward